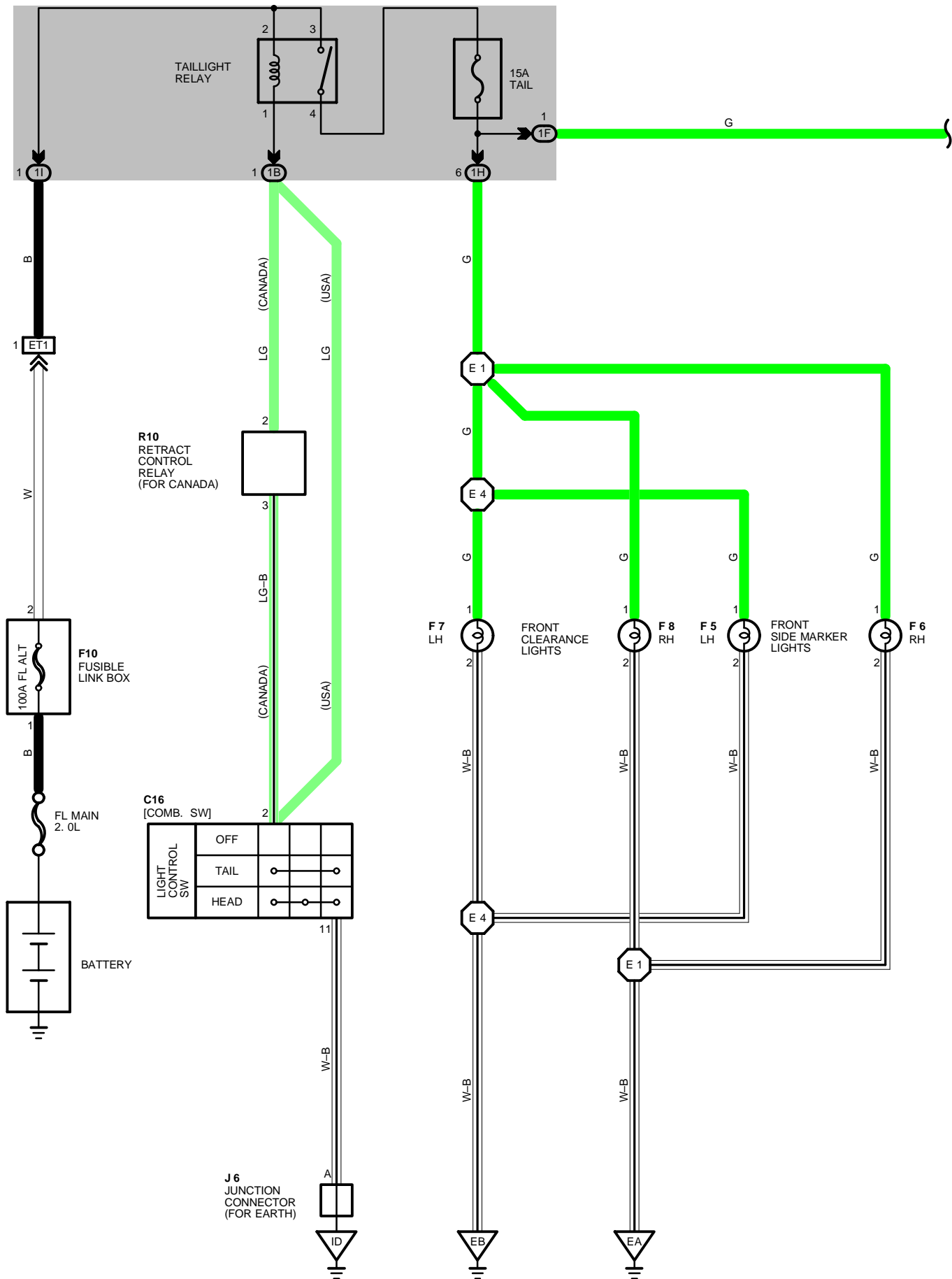
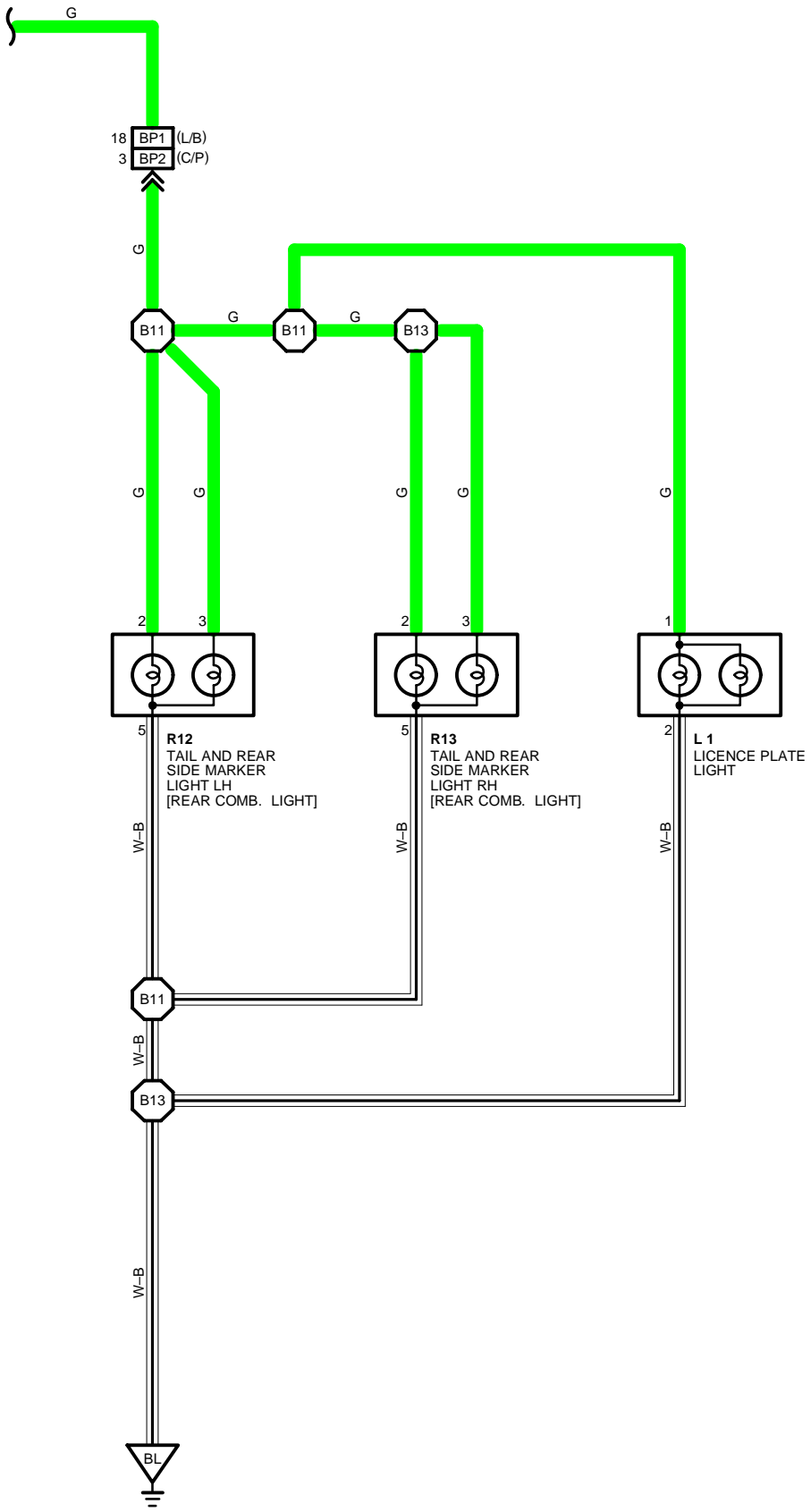


# TAILLIGHT





# TAILLIGHT

## SERVICE HINTS

### TAILLIGHT RELAY

1-2 : CLOSED WITH LIGHT CONTROL SW AT **TAIL** OR **HEAD** POSITION

## ○ : PARTS LOCATION

CODE	SEE PAGE	CODE	SEE PAGE	CODE	SEE PAGE
<b>C16</b>	28	<b>F 8</b>	26 (5S-FE), 27 (4A-FE)	<b>R10</b>	29
<b>F 5</b>	26 (5S-FE), 27 (4A-FE)	<b>F10</b>	26 (5S-FE), 27 (4A-FE)	<b>R12</b>	30 (L/B), 31 (C/P)
<b>F 6</b>	26 (5S-FE), 27 (4A-FE)	<b>J 6</b>	29	<b>R13</b>	30 (L/B), 31 (C/P)
<b>F 7</b>	26 (5S-FE), 27 (4A-FE)	<b>L 1</b>	30 (L/B), 31 (C/P)		

## ○ : JUNCTION BLOCK AND WIRE HARNESS CONNECTOR

CODE	SEE PAGE	JUNCTION BLOCK AND WIRE HARNESS (CONNECTOR LOCATION)
<b>1B</b>	18	COWL WIRE AND J/B NO. 1 (LEFT KICK PANEL)
<b>1F</b>	18	FLOOR WIRE AND J/B NO.1 (LEFT KICK PANEL)
<b>1H</b>	18	ENGINE ROOM MAIN WIRE AND J/B NO. 1 (LEFT KICK PANEL)
<b>1I</b>		

## □ : CONNECTOR JOINING WIRE HARNESS AND WIRE HARNESS

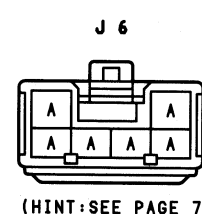
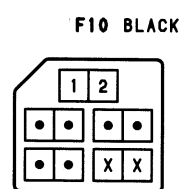
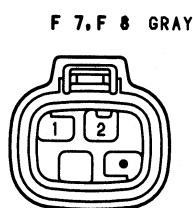
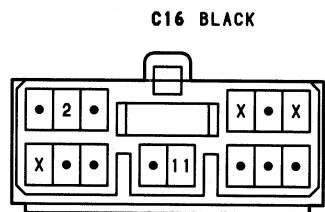
CODE	SEE PAGE	JOINING WIRE HARNESS AND WIRE HARNESS (CONNECTOR LOCATION)
<b>ET1</b>	32 (5S-FE)	ENGINE ROOM MAIN WIRE AND ENGINE WIRE (NEAR THE J/B NO. 2)
	34 (4A-FE)	
<b>BP1</b>	38 (L/B)	FLOOR WIRE AND LUGGAGE ROOM WIRE (LEFT QUARTER PANEL CENTER)
<b>BP2</b>	40 (C/P)	FLOOR WIRE AND LUGGAGE ROOM WIRE (LUGGAGE COMPARTMENT LEFT)

## ▽ : GROUND POINTS

CODE	SEE PAGE	GROUND POINTS LOCATION
<b>EA</b>	32 (5S-FE)	FRONT RIGHT FENDER
	34 (4A-FE)	
<b>EB</b>	32 (5S-FE)	FRONT LEFT FENDER
	34 (4A-FE)	
<b>ID</b>	36	LEFT KICK PANEL
<b>BL</b>	38 (L/B)	BACK PANEL CENTER
	40 (C/P)	

## ○ : SPLICE POINTS

CODE	SEE PAGE	WIRE HARNESS WITH SPLICE POINTS	CODE	SEE PAGE	WIRE HARNESS WITH SPLICE POINTS
<b>E 1</b>	32 (5S-FE)	ENGINE ROOM MAIN WIRE	<b>B11</b>	38 (L/B)	LUGGAGE ROOM WIRE
	34 (4A-FE)			40 (C/P)	
<b>E 4</b>	32 (5S-FE)		<b>B13</b>	38 (L/B)	
	34 (4A-FE)			40 (C/P)	



(HINT:SEE PAGE 7)

