



## SERVICE HINTS

### S10 STOP LIGHT SW

- 1-3: CLOSED WITH BRAKE PEDAL DEPRESSED (W/ CRUISE CONTROL)
- 1-2: CLOSED WITH BRAKE PEDAL DEPRESSED (W/O CRUISE CONTROL)

### ○ : PARTS LOCATION

CODE	SEE PAGE	CODE	SEE PAGE	CODE	SEE PAGE
H 6	30 (L/B), 31 (C/P)	R12	30 (L/B), 31 (C/P)	S10	A 29
J 2	29	R13	30 (L/B), 31 (C/P)		B 29

### ○ : JUNCTION BLOCK AND WIRE HARNESS CONNECTOR

CODE	SEE PAGE	JUNCTION BLOCK AND WIRE HARNESS (CONNECTOR LOCATION)
1B	18	COWL WIRE AND J/B NO. 1 (LEFT KICK PANEL)

### □ : CONNECTOR JOINING WIRE HARNESS AND WIRE HARNESS

CODE	SEE PAGE	JOINING WIRE HARNESS AND WIRE HARNESS (CONNECTOR LOCATION)
IF1	36	FLOOR WIRE AND COWL WIRE (LEFT KICK PANEL)
BN1	38 (L/B)	FRAME WIRE AND SEAT WIRE (UNDER THE DRIVER'S SEAT)
BO1	38 (L/B)	BACK DOOR NO. 1 WIRE AND BACK DOOR NO. 1 SUB WIRE (BACK DOOR UPPER LEFT)
BP1	38 (L/B)	FLOOR WIRE AND LUGGAGE ROOM WIRE (LEFT QUARTER PANEL CENTER)
BP2	40 (C/P)	FLOOR WIRE AND LUGGAGE ROOM WIRE (LUGGAGE COMPARTMENT LEFT)


### ▽ : GROUND POINTS

CODE	SEE PAGE	GROUND POINTS LOCATION
BI	38 (L/B)	UNDER THE LEFT CENTER PILLAR
BL	38 (L/B)	BACK PANEL CENTER
	40 (C/P)	

### ○ : SPLICE POINTS

CODE	SEE PAGE	WIRE HARNESS WITH SPLICE POINTS	CODE	SEE PAGE	WIRE HARNESS WITH SPLICE POINTS
B 7	38 (L/B)	FLOOR WIRE	B10	40 (C/P)	FLOOR WIRE
	40 (C/P)		B11	38 (L/B)	LUGGAGE ROOM WIRE
B10	38 (L/B)				

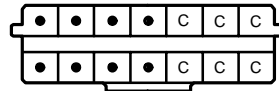
(C/P) H 6



(L/B) H 6

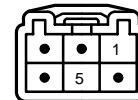


J 2

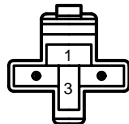


(HINT : SEE PAGE 7)

R12, R13



(W/ CRUISE CONTROL) S10 (A)



(W/O CRUISE CONTROL) S10 (B)

