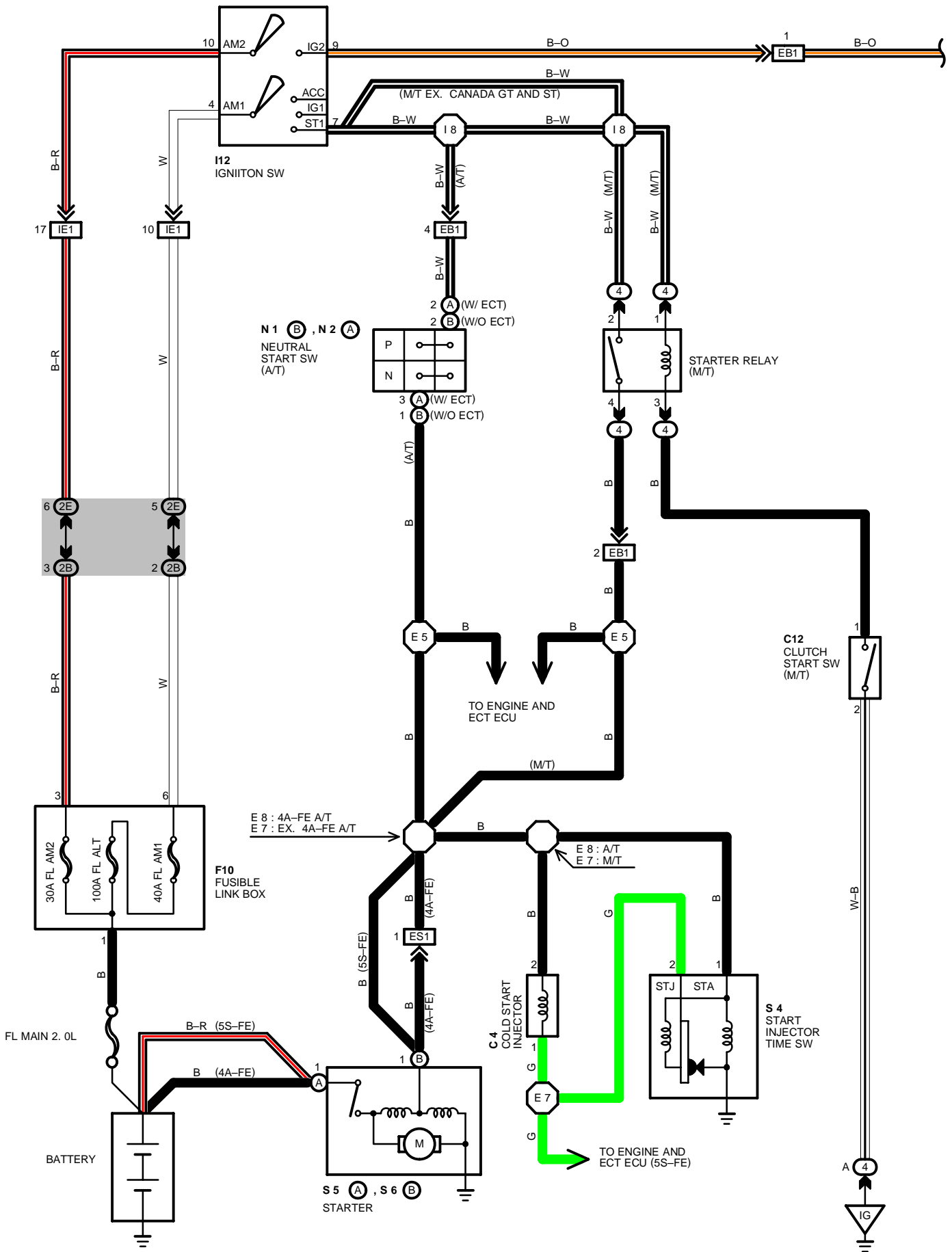
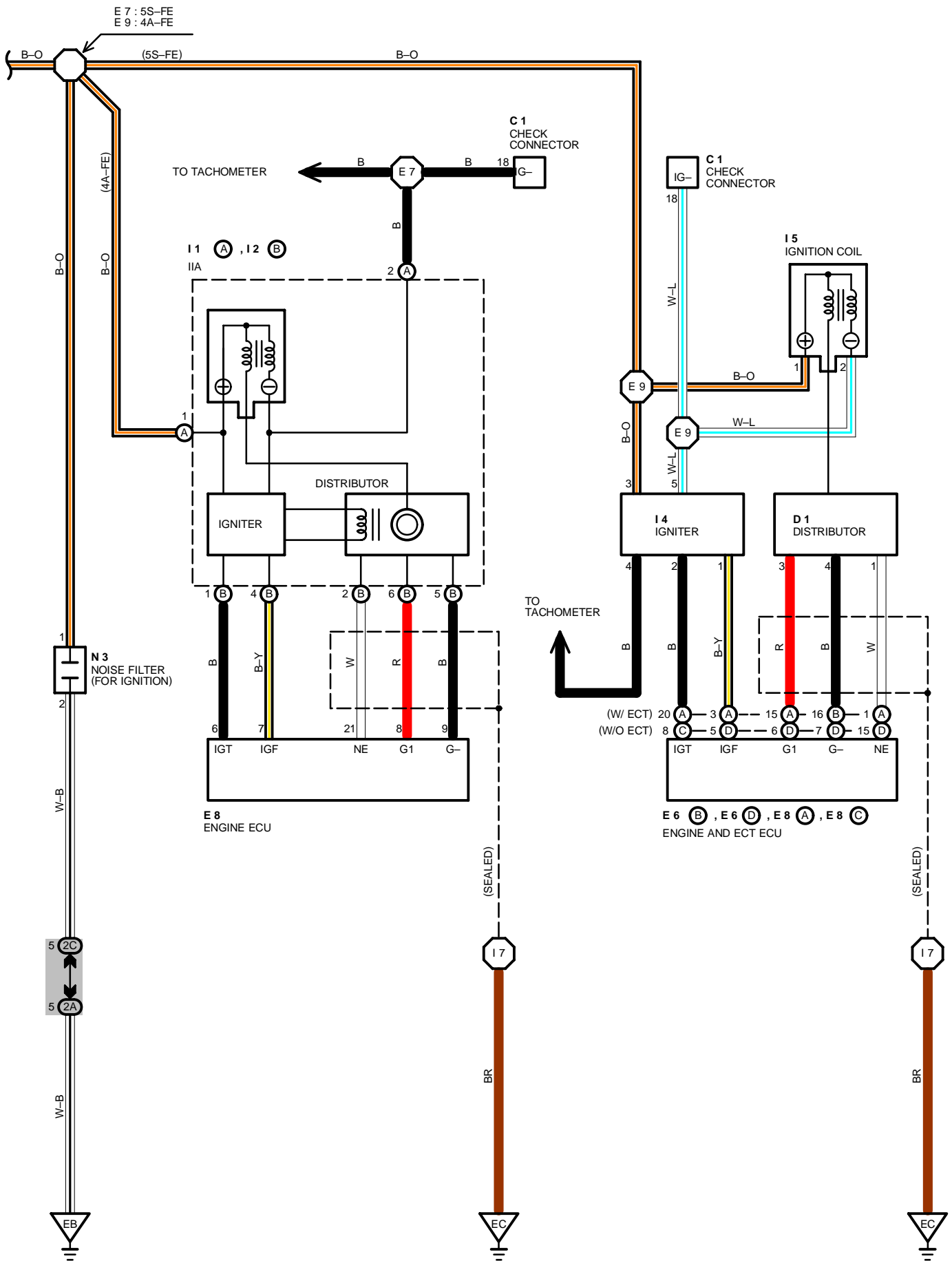


STARTING AND IGNITION





STARTING AND IGNITION

SERVICE HINTS

I12 IGNITION SW

- 4-7 : CLOSED WITH IGNITION SW AT **ST** POSITION
- 9-10 : CLOSED WITH IGNITION SW AT **ON** OR **ST** POSITION

C12 CLUTCH START SW

- 1-2 : CLOSED WITH CLUTCH PEDAL FULLY DEPRESSED

STARTER RELAY

- (4) 2-(4) 4 : CLOSED WITH CLUTCH START SW ON AND IGNITION SW AT **ST** POSITION

STARTER

- POINTS CLOSED WITH CLUTCH START SW ON AND IGNITION SW AT **ST** POSITION

N 1, N 2 NEUTRAL START SW (A/T)

- 2-3 : CLOSED WITH A/T SHIFT LEVER IN **P** OR **N** POSITION (W/ ECT)
- 1-2 : CLOSED WITH A/T SHIFT LEVER IN **P** OR **N** POSITION (W/O ECT)

C 4 COLD START INJECTOR

- 1-2 : APPROX. 12 VOLTS WHILE START INJECTOR TIME SW IS CLOSED AND STARTER CRANKING

○ : PARTS LOCATION

CODE	SEE PAGE	CODE	SEE PAGE	CODE	SEE PAGE	
C 1	26 (5S-FE), 27 (4A-FE)	E 8	A 29	I12	29	
C 4	26 (5S-FE), 27 (4A-FE)		C 29	N 1	B 26 (5S-FE), 27 (4A-FE)	
C12	28	F10		26 (5S-FE), 27 (4A-FE)	N 2	A 26 (5S-FE)
D 1	26 (5S-FE), 27 (4A-FE)	I 1	A 27 (4A-FE)	N 3		26 (5S-FE), 27 (4A-FE)
E 6	B 29	I 2	B 27 (4A-FE)	S 4		26 (5S-FE), 27 (4A-FE)
	A 29		I 4	26 (5S-FE)	S 5	A 26 (5S-FE), 27 (4A-FE)
E 8	29	I 5	26 (5S-FE)	S 6	B 26 (5S-FE), 27 (4A-FE)	

○ : RELAY BLOCKS

CODE	SEE PAGE	RELAY BLOCKS (RELAY BLOCK LOCATION)
4	24	R/B NO. 4 (RIGHT KICK PANEL)

○ : JUNCTION BLOCK AND WIRE HARNESS CONNECTOR

CODE	SEE PAGE	JUNCTION BLOCK AND WIRE HARNESS (CONNECTOR LOCATION)
2A	20	ENGINE ROOM MAIN WIRE AND J/B NO.2 (NEAR THE BATTERY)
2B	20	ENGINE WIRE AND J/B NO.2 (NEAR THE BATTERY)
2C		
2E	20	ENGINE ROOM MAIN WIRE AND J/B NO.2 (NEAR THE BATTERY)

□ : CONNECTOR JOINING WIRE HARNESS AND WIRE HARNESS

CODE	SEE PAGE	JOINING WIRE HARNESS AND WIRE HARNESS (CONNECTOR LOCATION)
EB1	32 (5S-FE)	ENGINE WIRE AND COWL WIRE (REAR SIDE OF RIGHT FRONT FENDER)
	34 (4A-FE)	
ES1	34 (4A-FE)	ENGINE WIRE AND ENGINE ROOM NO. 2 WIRE (NEAR THE STARTER)
IE1	36	ENGINE ROOM MAIN WIRE AND COWL WIRE (LEFT KICK PANEL)

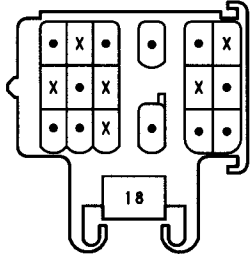
▽ : GROUND POINTS

CODE	SEE PAGE	GROUND POINTS LOCATION
EB	32 (5S-FE)	FRONT LEFT FENDER
	34 (4A-FE)	
EC	32 (5S-FE)	INTAKE MANIFOLD
	34 (4A-FE)	
IG	36	R/B NO. 4 SET BOLT


○ : SPLICE POINTS

CODE	SEE PAGE	WIRE HARNESS WITH SPLICE POINTS	CODE	SEE PAGE	WIRE HARNESS WITH SPLICE POINTS
E 5	32 (5S-FE)	ENGINE WIRE	E 8	34 (4A-FE)	ENGINE WIRE
	34 (4A-FE)		E 9	32 (5S-FE)	
E 7	32 (5S-FE)		I 7	36	
	34 (4A-FE)		I 8	36	COWL WIRE
E 8	32 (5S-FE)				


C 1 DARK GRAY



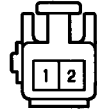
(5S-FE) C 4 BLACK




(4A-FE) C 4 BLACK



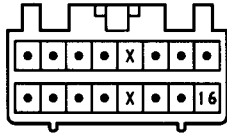
C12



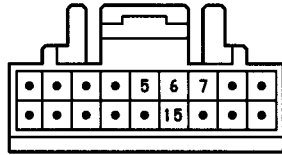
D 1 BLACK



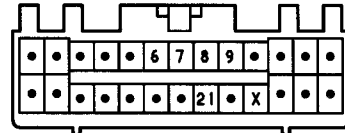
E 6 B DARK GRAY



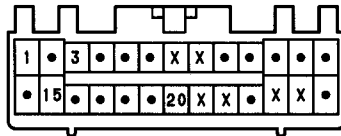
E 6 D DARK GRAY



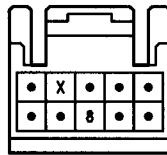
E 8 DARK GRAY



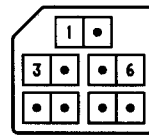
E 8 A DARK GRAY



E 8 C DARK GRAY




F10 BLACK



I 1 A DARK GRAY



I 2 B DARK GRAY



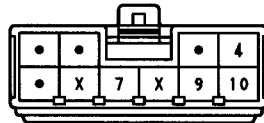
I 4 BLACK



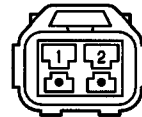
I 5 BLACK



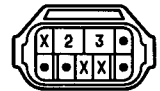
I12 BLACK



N 1 B GRAY



N 2 A GRAY



N 3 GRAY



S 4 BROWN



S 5 A



S 6 B BLACK

