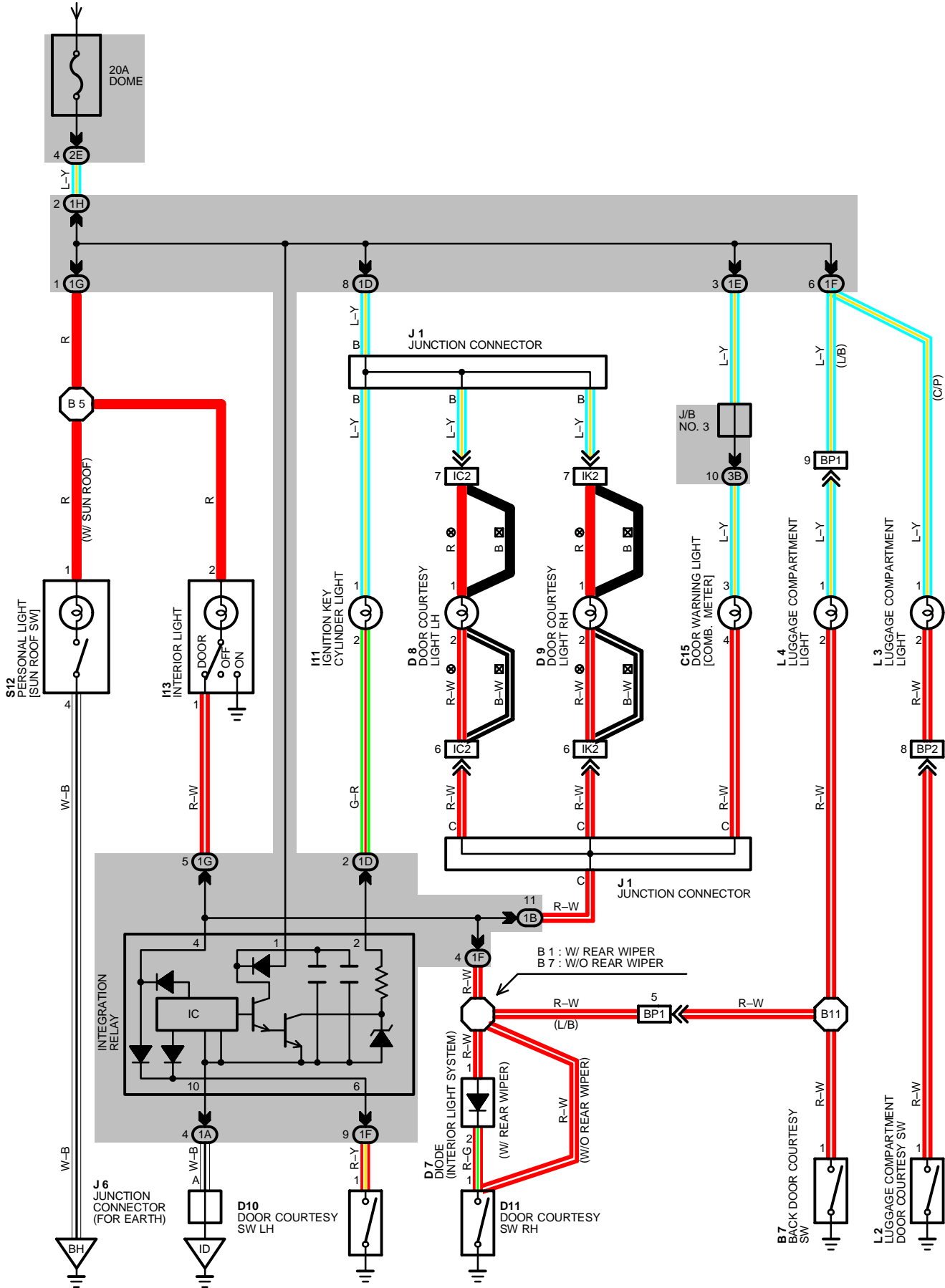


# INTERIOR LIGHT

⊕ W/ DOOR LOCK  
 ⊞ W/O DOOR LOCK

FROM POWER SOURCE SYSTEM (SEE PAGE 52)



## SERVICE HINTS

### INTEGRATION RELAY

(1B) 11-GROUND : APPROX. 12 VOLTS WITH DOOR CLOSED  
0 VOLTS WITH EACH DOOR OPEN

### D10, D11 DOOR COURTESY SW

1-GROUND : CLOSED WITH DOOR OPEN

### L 2 LUGGAGE COMPARTMENT LIGHT SW

1-GROUND : CLOSED WITH LUGGAGE COMPARTMENT DOOR OPEN

### B 7 BACK DOOR COURTESY SW

1-GROUND : CLOSED WITH BACK DOOR OPEN

## ○ : PARTS LOCATION

| CODE | SEE PAGE           | CODE | SEE PAGE           | CODE | SEE PAGE           |
|------|--------------------|------|--------------------|------|--------------------|
| B 7  | 30 (L/B)           | D10  | 30 (L/B), 31 (C/P) | J 6  | 29                 |
| C15  | 28                 | D11  | 30 (L/B), 31 (C/P) | L 2  | 31 (C/P)           |
| D 7  | 30 (L/B), 31 (C/P) | I11  | 29                 | L 3  | 31 (C/P)           |
| D 8  | 30 (L/B), 31 (C/P) | I13  | 30 (L/B), 31 (C/P) | L 4  | 30 (L/B)           |
| D 9  | 30 (L/B), 31 (C/P) | J 1  | 29                 | S12  | 30 (L/B), 31 (C/P) |

## ○ : JUNCTION BLOCK AND WIRE HARNESS CONNECTOR

| CODE | SEE PAGE | JUNCTION BLOCK AND WIRE HARNESS (CONNECTOR LOCATION)   |
|------|----------|--|
| 1A   | 18       | COWL WIRE AND J/B NO. 1 (LEFT KICK PANEL)              |
| 1B   |          |  |
| 1D   |          |  |
| 1E   |          |  |
| 1F   | 18       | FLOOR WIRE AND J/B NO. 1 (LEFT KICK PANEL)             |
| 1G   | 18       | ROOF WIRE AND J/B NO. 1 (LEFT KICK PANEL)              |
| 1H   | 18       | ENGINE ROOM MAIN WIRE AND J/B NO. 1 (LEFT KICK PANEL)  |
| 2E   | 20       | ENGINE ROOM MAIN WIRE AND J/B NO. 2 (NEAR THE BATTERY) |
| 3B   | 22       | COWL WIRE AND J/B NO. 3 (BEHIND COMBINATION METER)     |

## □ : CONNECTOR JOINING WIRE HARNESS AND WIRE HARNESS

| CODE | SEE PAGE | JOINING WIRE HARNESS AND WIRE HARNESS (CONNECTOR LOCATION)   |
|------|----------|--|
| IC2  | 36       | FRONT DOOR LH WIRE AND COWL WIRE (LEFT KICK PANEL)           |
| IK2  | 36       | FRONT DOOR RH WIRE AND COWL WIRE (RIGHT KICK PANEL)          |
| BP1  | 38 (L/B) | FLOOR WIRE AND LUGGAGE ROOM WIRE (LEFT QUARTER PANEL CENTER) |
| BP2  | 40 (C/P) | FLOOR WIRE AND LUGGAGE ROOM WIRE (LUGGAGE COMPARTMENT LEFT)  |

## ▽ : GROUND POINTS

| CODE | SEE PAGE | GROUND POINTS LOCATION |
|------|----------|------------------------|
| ID   | 36       | LEFT KICK PANEL        |
| BH   | 38 (L/B) | ROOF LEFT              |

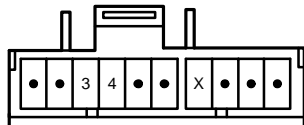
## ○ : SPLICE POINTS

| CODE | SEE PAGE | WIRE HARNESS WITH SPLICE POINTS | CODE | SEE PAGE | WIRE HARNESS WITH SPLICE POINTS |
|------|----------|---------------------------------|------|----------|---------------------------------|
| B 1  | 38 (L/B) | FLOOR WIRE                      | B 7  | 38 (L/B) | FLOOR WIRE                      |
|      | 40 (C/P) |                                 |      | 40 (C/P) |                                 |
| B 5  | 38 (L/B) | ROOF WIRE                       | B11  | 38 (L/B) | LUGGAGE ROOM WIRE               |
|      | 40 (C/P) |                                 |      | 40 (C/P) |                                 |

B 7, L 2 GRAY



C15 GRAY



D 7



D 8, D 9



D10, D11



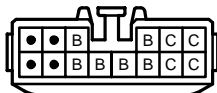
I11



I13

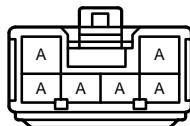


J 1



(HINT : SEE PAGE 7)

J 6



(HINT : SEE PAGE 7)

L 3 GRAY



L 4



S12

