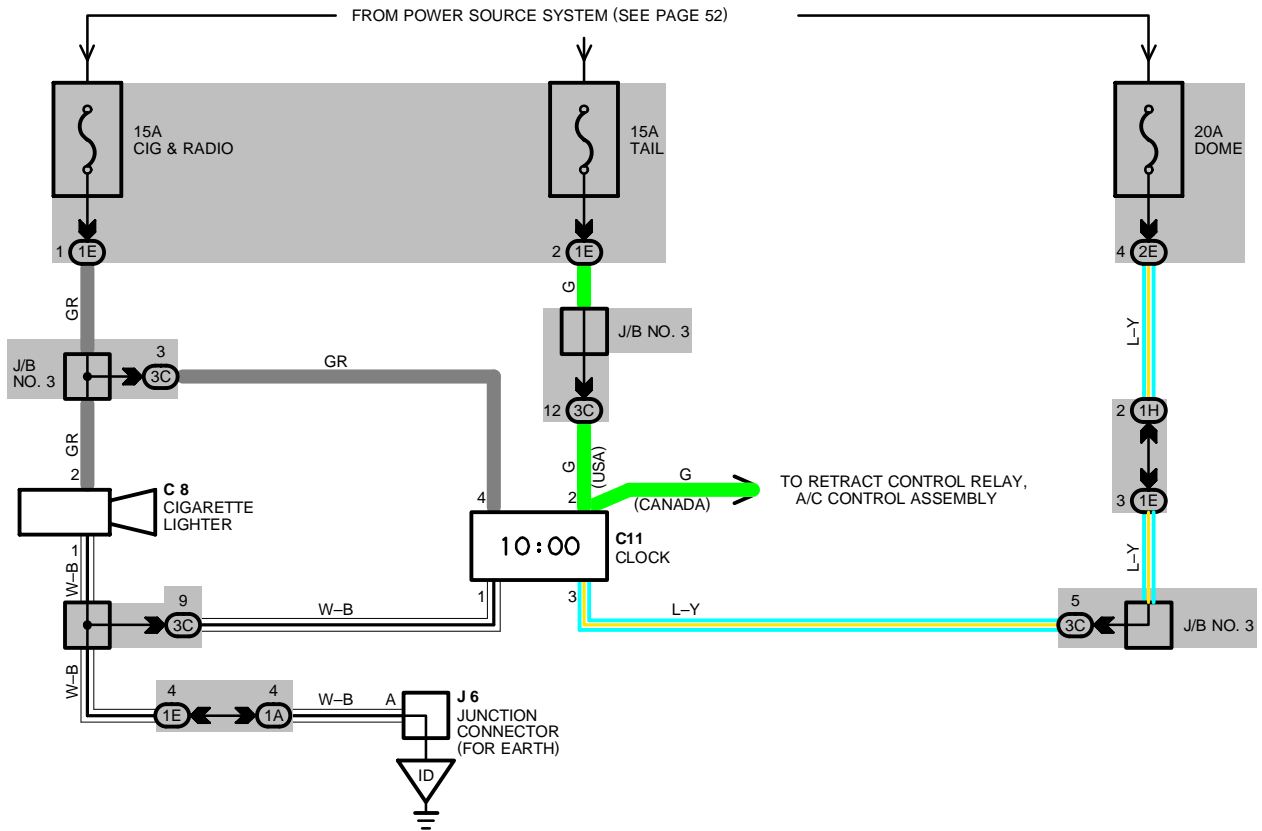


# CIGARETTE LIGHTER AND CLOCK



## SERVICE HINTS

### C 8 CIGARETTE LIGHTER

- 2-GROUND : APPROX. 12 VOLTS WITH IGNITION SW AT **ACC** OR **ON** POSITION
- 1-GROUND : ALWAYS CONTINUITY

### C11 CLOCK

- 3-GROUND : ALWAYS APPROX. 12 VOLTS (POWER FOR CLOCK)
- 4-GROUND : APPROX. 12 VOLTS WITH IGNITION SW AT **ACC** OR **ON** POSITION (POWER FOR INDICATION)
- 2-GROUND : APPROX. 12 VOLTS WITH LIGHT CONTROL SW AT **TAIL** OR **HEAD** POSITION
- APPROX. 12 VOLTS WITH ENGINE RUNNING (CANADA)
- 1-GROUND : ALWAYS CONTINUITY

## ○ : PARTS LOCATION

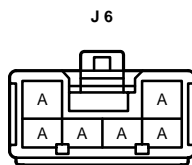
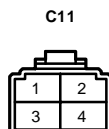
CODE	SEE PAGE	CODE	SEE PAGE	CODE	SEE PAGE
C 8	28	C11	28	J 6	29

## ○ : JUNCTION BLOCK AND WIRE HARNESS CONNECTOR

CODE	SEE PAGE	JUNCTION BLOCK AND WIRE HARNESS (CONNECTOR LOCATION)
1A	18	COWL WIRE AND J/B NO. 1 (LEFT KICK PANEL)
1E		
1H	18	ENGINE ROOM MAIN WIRE AND J/B NO. 1 (LEFT KICK PANEL)
2E	20	ENGINE ROOM MAIN WIRE AND J/B NO. 2 (NEAR THE BATTERY)
3C	22	COWL WIRE AND J/B NO. 3 (BEHIND COMBINATION METER)

## ▽ : GROUND POINTS

CODE	SEE PAGE	GROUND POINTS LOCATION
ID	36	LEFT KICK PANEL



(HINT : SEE PAGE 7)