

## 2.0L ENG: MISPRINTED VACUUM HOSE INFORMATION LABEL

1988 Toyota Celica

### EMISSION RECALL BULLETIN

1988-89 TOYOTA CELIA ALL-TRAC SPECIAL SERVICE CAMPAIGN - K03

Model 1988-89 Toyota Celica All-Trac  
Recall No. K03  
Date August 24, 1989  
Number of Affected Vehicles: 482  
Beginning Date of Manufacture: September, 1987  
Ending Date of Manufacture: June, 1989

### DEFECT INFORMATION REPORT

1. Manufacturer: TOYOTA MOTOR CORPORATION  
1, Toyota-cho, Toyota-shi  
Aichi-ken, 471 JAPAN

Affiliated U.S. Importing Company:

TOYOTA MOTOR SALES, U.S.A., INC.  
19001 South Western Avenue  
Torrance, California 90509

2. Description of the Defect:

Misprinted vacuum hose information label was affixed in the engine compartment. The routing of the two hoses between the VSV and the actuator for air conditioning idle-up should have been reversed on the label.

NOTE: All vehicles were correctly manufactured because all air conditioners in these vehicles were installed at the assembly plant.

3. Class or Category of Vehicles Potentially Affected:

The affected vehicles are as follows:

#### AFFECTED VEHICLES

Make	Car Line	Model Year	Engine Family
Toyota	Celica All-Trac/4WD	1988	JTY2.0V5FBT9
		1989	KTY2.0VSFBTX

- 4.1. Number of Vehicles Estimated to Have the Defect:

The affected vehicles were as follows:

Model Year	Number
1988	476 units
1989	6 units
Total	482 units

- 4.2 Production Plants: Toyota Motor Corporation  
Tahara Plant  
3-1, Midorigahama Tahara-cho, Atsumi-gun  
Aichi, 441-34 Japan

5. Evaluation of Emissions Impact and Description of Driveability Problems:

Emission performance and driveability are not affected.

6. Available Emissions Data: Not applicable.

7. Anticipated Follow-Up Action:

Correct labels will be sent to the affected owners with notification letters. The owners will be instructed to affix the new label over the existing label.

8. Letter of Notification to Owner

See Attachment III.

---

ATTACHMENT I

**SPECIAL SERVICE CAMPAIGN - K03**

Toyota will notify the owners by mail that certain 1988 and 1989 Celica All-Trac Turbos have the incorrect vacuum hose information label affixed to the underside of the engine hood and request the owners to affix the correct label over the incorrect label.

The following vital information is provided to inform you and your staff of the campaign schedule and your degree of involvement required.

1. Dealer, Owner Notification

- \* Dealer notification package mailing date: August 24, 1989
- \* Owner notification letter mailing date: August 31, 1989

2. Number of Vehicles Involved In Your Region

- \* Nationally, there are approximately 2,100 total vehicles involved. Please refer to the enclosed SSC-K03 summary report, by region/district/dealer. The list indicates the number of vehicles involved in this campaign in your region.
- \* This list may be utilized by your staff for future follow-up.
- \* Since the correct labels, with installation instructions, are being mailed directly to the owners, region and dealer involvement should be minimal.

3. Repair Procedures

Refer to the technical instructions below (Attachment II).

4. Parts Ordering

No parts are required in this campaign. Additional labels, if necessary, may be obtained from the following:

Technical Compliance Department (A112)  
TOYOTA MOTOR SALES, U.S.A., INC.  
19001 S. Western Avenue  
Torrance, CA 90509  
(213) 618-4958 or 618-4742

## 5. Reimbursement Procedures

Submit special service campaign claims following the procedures described in the Toyota Warranty Policy & Procedures Manual. The operation code to be used for this campaign is listed below.

SSC #	Operation Code	Description	Flat Rate Hour
K03	950031	Affix the correct vacuum hose information label	0.2

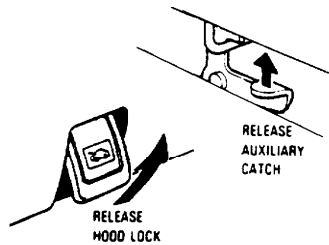
NOTE: The above operation code includes 0.1 flat rate hour for administrative expenses.

---

## ATTACHMENT II

### TECHNICAL INSTRUCTIONS

1. To open the hood, pull the hood lock release lever under the dash. The hood will spring up slightly. In front of the vehicle, press up on the auxiliary catch lever and lift the hood. See Fig. 1.

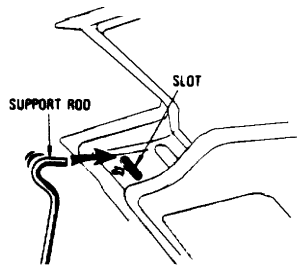


94J60623

Fig. 1: Releasing Engine Hood

2. After lifting the hood up, hold it open by inserting the support rod into the slot. The end of the rod should be inserted into the slot. See Fig. 2.

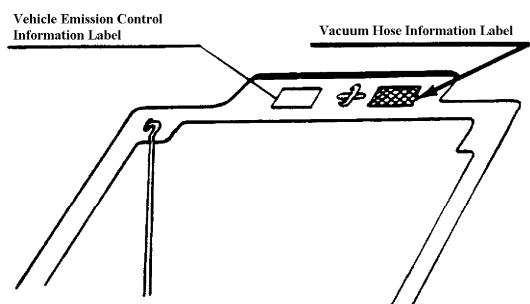
CAUTION: After inserting the support rod into the slot, make sure the rod supports the hood securely.



94A60624

Fig. 2: Securing Hood With Support Rod

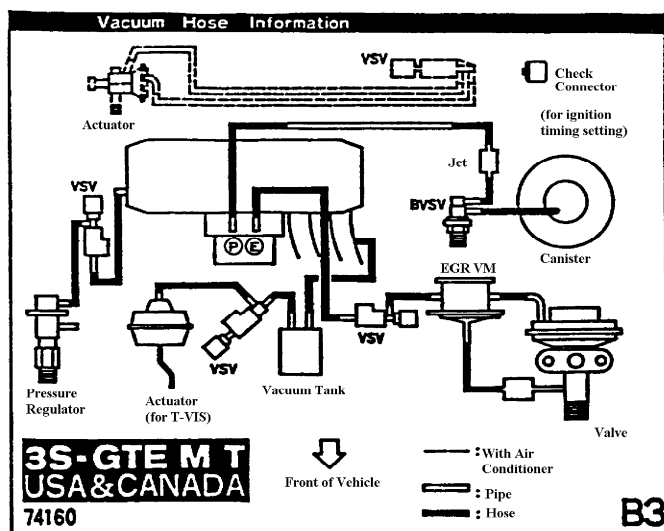
3. Find the vacuum hose information label on the underside of the hood as shown in Fig. 3.



94B60625

Fig. 3: Location of Vacuum Hose Information Label

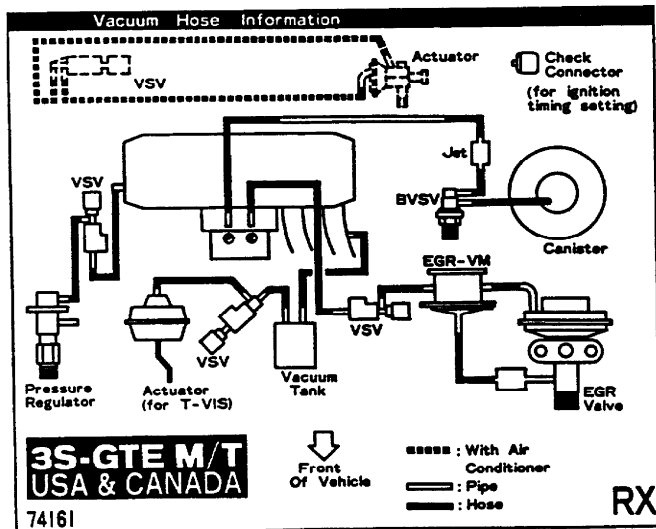
4. Wipe off any oil or dirt on or around the existing label.
5. Remove the backing from the new label enclosed with the letter and affix it over the original label.



Misprinted label

94H60621

Fig. 4: Misprinted Label



Corrected label

94I60622

Fig. 5: Corrected Label

ATTACHMENT III

**OWNER NOTIFICATION LETTER**

TOYOTA MOTOR SALES, U.S.A., INC.

August, 1989

Dear:

Toyota has discovered that certain 1988 and 1989 Celica All-Trac Turbos have incorrect vacuum hose information labels affixed to the underside of the engine compartment hood. Our records show that you have purchased one of these vehicles.

What is the condition? \* The vacuum hose information label was printed incorrectly and affixed to the vehicle during the manufacturing process. Please note that even though the misprinted label was affixed, the actual vacuum hose connection on the vehicle is correct.

What can be done to correct the condition? \* You can simply affix the enclosed correct label. Instruction are provided on the reverse site of this letter.

What if you need further assistance or have any questions? \* Contact any Toyota dealer. Our dealers have been notified to assist you in this matter.

OR

If you are in the continental United States;  
Toyota Customer Assistance Center  
1-800-331-4331

If you are in the non-continental United States, please refer to the list of contacts on the reverse side of this letter.

We thank you very much for your time and cooperation in this matter.

Respectfully,

TOYOTA MOTOR SALES, U.S.A., INC.  
Corporate Service Department

---

NON-CONTINENTAL UNITED STATES CONTACT

Puerto Rico  
GOMEZ HERMANOS, INC.  
573 Munoz Rivera Avenue  
Stop 35 P.O. Box 1288

Guam  
ATKINS KROLL (GUAM) LTD.  
443 South Marine Drive  
Tamuning, Guam 96911

American Samoa  
BURNS PHILIP (SOUTH SEA) CO. LTD.  
P.O. Box 129  
Pago Pago, American Samoa

Panama  
TRANSPORTE Y EQUIPO, S.A.  
Apartado 2145  
Panama 1 Republica de Panama

Hawaii  
TOYOTA HAWAII  
2841 Pukoloa St.  
Honolulu, Hawaii 96819

Saipan  
MICROL CORPORATION  
P.O. Box 267 Saipan  
Marianas Island 96950

West Germany  
TOYOTA DEUTSCHLAND GmbH  
Bachemer Landstrasse  
5000 Koln 40  
Federal Republic of Germany

---